



Acme Sanitary Ware Co Ltd

Acme Building, 22-28 Nanking Street, Kowloon, Hong Kong


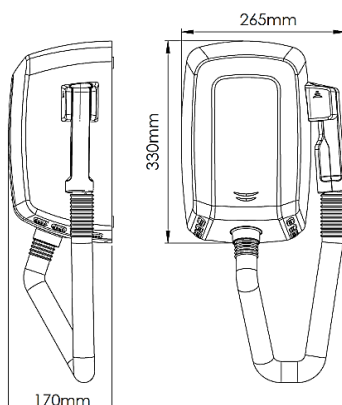


Tel: 2388 7171 Fax: 2710 8012

E-mail: acme@acmesanitary.com.hk

Website: www.acmesanitaryware.com.hk

PROJECT		REF		REV	ITEM CODE	
LOCATION		DATE			PAGE	

SANITARY WARE SPECIFICATION SHEET

Item Descriptions	Mediclinics (Spain) stainless steel AISI 304 automatic hair dryer in white epoxy finish	Illustration/ Drawing																																		
Dimensions	L265 x W170 x H330 mm	 																																		
Model	SC0009																																			
Material/ Finish	Stainless Steel / White Epoxy Finish																																			
Manufacturer	Mediclinics, S.A. (Spain)																																			
Supplier	Acme Sanitary Ware Co. Ltd Mr. Eric Wong/ Mr. Don Yuen																																			
Contact Tel/Fax	(852) 2388-7171 / (852) 2710-8012	<table><tr><th colspan="2">Technical Specifications</th></tr><tr><td>Voltage</td><td>220- 240 V</td></tr><tr><td>Frequency</td><td>50/60 Hz</td></tr><tr><td>Electrical Isolation</td><td>Class I</td></tr><tr><td>Total power</td><td>200 – 1,000 W</td></tr><tr><td>Consumption</td><td>2.4 –5.2 A</td></tr><tr><td>Motor power</td><td>400 W</td></tr><tr><td>Rpm</td><td>14,000 – 19,000</td></tr><tr><td>Heating element power</td><td>0 - 600 W(on/off switch)</td></tr><tr><td>Dimensions</td><td>330x265x170 mm</td></tr><tr><td>Weight</td><td>5.6 Kg</td></tr><tr><td>Cover thickness</td><td>1.5 mm</td></tr><tr><td>Air velocity</td><td>140 – 205 Km/h</td></tr><tr><td>Air temperature (10 cm distance/21°C)</td><td>45 °C</td></tr><tr><td>Sound pressure (at 2m)</td><td>65-73 dBA</td></tr><tr><td>Hose length</td><td>800 – 2,000 mm</td></tr><tr><td>Protection rating</td><td>IP23</td></tr></table>	Technical Specifications		Voltage	220- 240 V	Frequency	50/60 Hz	Electrical Isolation	Class I	Total power	200 – 1,000 W	Consumption	2.4 –5.2 A	Motor power	400 W	Rpm	14,000 – 19,000	Heating element power	0 - 600 W(on/off switch)	Dimensions	330x265x170 mm	Weight	5.6 Kg	Cover thickness	1.5 mm	Air velocity	140 – 205 Km/h	Air temperature (10 cm distance/21°C)	45 °C	Sound pressure (at 2m)	65-73 dBA	Hose length	800 – 2,000 mm	Protection rating	IP23
Technical Specifications																																				
Voltage	220- 240 V																																			
Frequency	50/60 Hz																																			
Electrical Isolation	Class I																																			
Total power	200 – 1,000 W																																			
Consumption	2.4 –5.2 A																																			
Motor power	400 W																																			
Rpm	14,000 – 19,000																																			
Heating element power	0 - 600 W(on/off switch)																																			
Dimensions	330x265x170 mm																																			
Weight	5.6 Kg																																			
Cover thickness	1.5 mm																																			
Air velocity	140 – 205 Km/h																																			
Air temperature (10 cm distance/21°C)	45 °C																																			
Sound pressure (at 2m)	65-73 dBA																																			
Hose length	800 – 2,000 mm																																			
Protection rating	IP23																																			
E-mail	acme@acmesanitary.com.hk																																			
Website	www.acmesanitary.com.hk																																			
General Description <ul style="list-style-type: none">· Machflow® automatic hair dryers with flex hose and handle made in stainless steel for a collective use. It provides important energy savings and an ultra-fast hair drying. Solutions with an avant-garde design and with two different finishes (white or satin) so that the dryers can easily blend in with the decoration.· Maximum air power and effective airflow.· Long lasting compact units with anti-Vandalism features.· Suitable for very high traffic areas and for collective use.· Maximum air velocity 205 Km/h.· Optionally it is also possible to incorporate a system to install and uninstall the hair dryer quickly (Kit "Plug-In" code KT009).· The hair dryer disconnects automatically after 60 seconds of continuous use.		 <p>SC0009 White finish</p>  <p>SC0009CS Satin finish</p>																																		
Components & materials <ul style="list-style-type: none">· SC0009: Stainless steel AISI 304 one-piece cover white Epoxy finish.· SC0009CS: Stainless steel AISI 304 one-piece cover satin finish.· COVER: weld free one-piece cover made in stainless steel AISI 304, 1.5 mm thick.																																				

Note:



* All information of the above is for the reference only. No prior notice is made if any changes.

Source: Mediclinics,



Acme Sanitary Ware Co Ltd

Acme Building, 22-28 Nanking Street, Kowloon, Hong Kong

Tel: 2388 7171 Fax: 2710 8012

E-mail: acme@acmesanitary.com.hk

Website: www.acmesanitaryware.com.hk

PROJECT		REF		REV	ITEM CODE	
LOCATION		DATE			PAGE	

SANITARY WARE SPECIFICATION SHEET

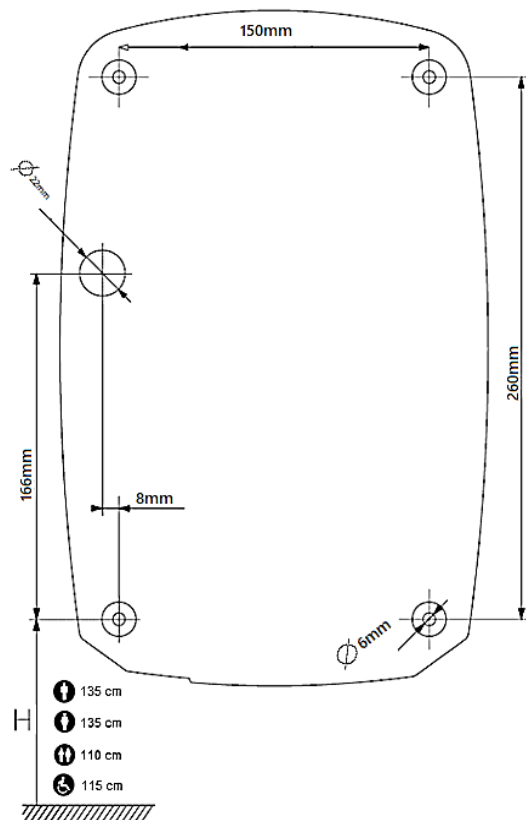
Components & materials

- **MOTOR:** high pressure brushed motor 400 W, class F. Motor speed may be adjusted manually by means of a potentiometer.
- **HEATING ELEMENT:** Cr/Al spiral wire 600W, thermally protected thanks to a self resettable thermal cut-out. The heating element has an on/off switch to connect or disconnect it manually. If the heating element is in the mode "on" (connected), in order to avoid high temperatures, it has an automatic "on/off" system. The heating element works continuously during 15 seconds and after that time it automatically stops. The stop time can be adjusted between 1 and 5 seconds by means of a potentiometer.
- **BASE PLATE:** made in PA6V0, includes 4 silent-blocks to cushion mechanical vibrations.
- **MOTOR ENCLOSURE:** made in PA6V0.
- **HOSE:** made in white polyurethane with stretching springsteel spiral and with a handle connector made in PBT (Polybutylene).
- **HANDLE:** made in plastic ABS.
- **PLUG-IN SYSTEM:** fast install/uninstall technology to the wall are **OPTIONALLY** available by means of a special kit code KTP009.

Operation

Lift the ergonomic handset from its holder. The drying process initiates automatically and the dryer work with no interruption for 60 seconds. Please direct the handset to the hair, hands or body at your own convenience. Once you are finished, hangup the handset on the holder. The hair dryer stops automatically.

Mounting (Recommended heights distance from the floor)



Plug-In system

The Machflow® Plug-in technology is an easy, practical, fast and secure system to install and uninstall a hand dryer, making maintenance much more efficient and reducing at the same time its costs.



With the Machflow® Plug-in technology a hand dryer can be installed in only three main steps, it can be replaced in less than 10 seconds thanks to its SMED (Single-Minute Exchange of Die) system, its maintenance can be carried out better at the maintenance workshop and it is totally secure against electric shocks. All of these benefits allow you to reduce the maintenance costs.

Note:



* All information of the above is for the reference only. No prior notice is made if any changes.

Source: Mediclinics.



Acme Sanitary Ware Co Ltd

Acme Building, 22-28 Nanking Street, Kowloon, Hong Kong

Tel: 2388 7171 Fax: 2710 8012

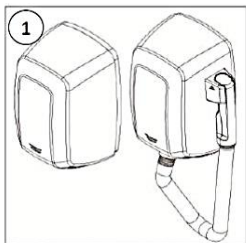
E-mail: acme@acmesanitary.com.hk

Website: www.acmesanitaryware.com.hk

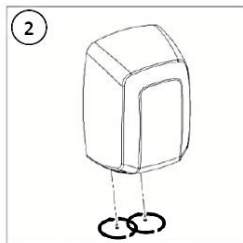
PROJECT		REF		REV	ITEM CODE	
LOCATION		DATE			PAGE	

SANITARY WARE SPECIFICATION SHEET

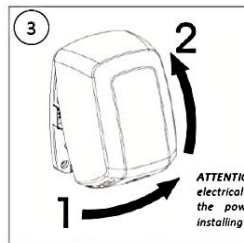
This fast install / uninstall technology to the wall is optional and it is carried out by means of a special kit code: KTP009. Installation of the hair dryer with this system is as follows:



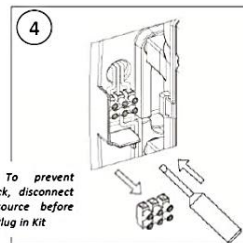
The Plug in Kit is compatible with the Machflow hand dryer and the Machflow hairdryer



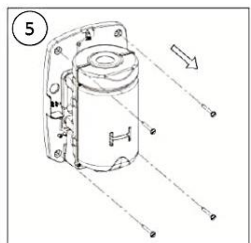
Unscrew the cover screws (x2)



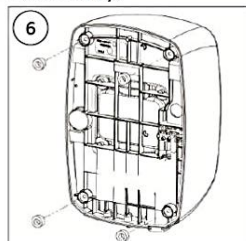
Remove the cover by a rotating movement



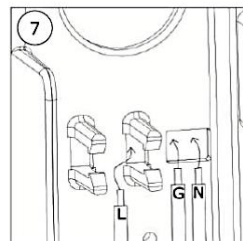
Disconnect the wires and remove the power strip



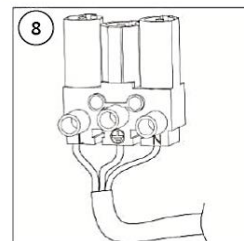
Unscrew the wall mount screws (x4)



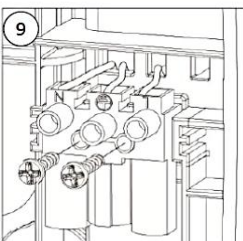
Remove the silent blocks from the back of the unit (x4)



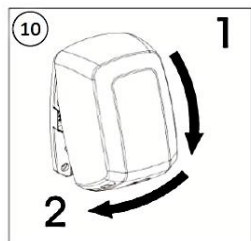
Route the wires through the holes to the back of the unit as shown on the picture



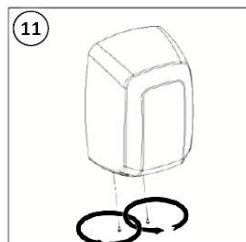
At the back of the unit, connect the wires to the fast connector following the engraved letters (N, L and Earth)



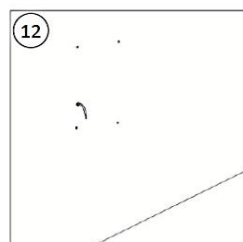
Fix the fast connector to the back of the unit using 2 screws



Close the dryer cover



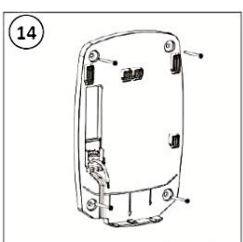
Screw the cover fixing screws (x2)
Your dryer is now ready to be used on a Plug-in base



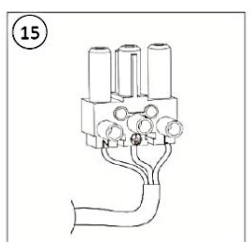
Same wall holes may be used for the Plug-in installation



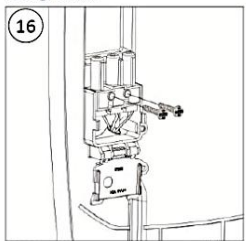
Route the wires through the Plug-in base as shown on the picture



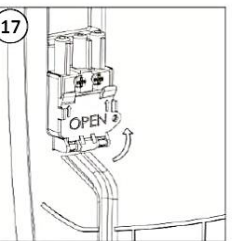
Screw the Plug-in base to the wall (x4)



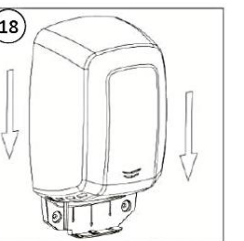
Connect the wires to the fast connector following the engraved letters



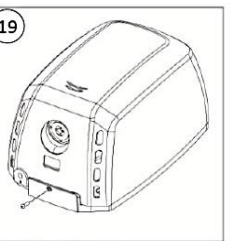
Fix the fast connector to the Plug-in base using 2 screws



Close the security cover
Your Plug-in base is now ready to be used with a Plug-in dryer



Mount the dryer over the Plug-in base with a from top to down movement



Screw the safety screw
Your dryer is ready to be used

Plug-in system video



<https://youtu.be/lbAi5R1BvPo>

Note:



* All information of the above is for the reference only. No prior notice is made if any changes.

Source: Mediclinics.